



TRIENS America, INC.

# HOSE AND CORD REELS

# WINDING THE GLOBE

Sankyo Reels founded in Japan in 1968 has been in business over forty years and continues to be run by the second generation of its founding family.

Sankyo Reels opened in the USA in 1997, China in 2003, and Belgium in 2008. The Triens brand was introduced in 2007 seeking to create a global brand for reels built on our company's history of reliability, engineering and design.




Triens has won several design awards for our innovative and modern styled reels and continues to constantly improve the form and function of its products. Our product lineup now includes reels for air, water, electric and lubrication.



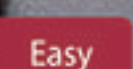

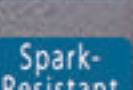
At Triens we are committed to bringing the finest, most advanced and most innovative products to our valued customers all over the world.

Triens America located in Tempe, AZ is now stocking the latest designs of Triens reels, and is available to meet all your hose reel needs.



#### Frame size indicator icon

	Compact	Small	Medium	Large
S-series				
Z-series				
W-series				

	SUS Protector		thermostat
	Easy coupling		hand crank reels
	spark resistant hose		

#### <Notes>

- Read the instruction manual before using.
- Mounting pictures on product pages are intended to show installation samples.
- All the products are designed to be used indoors.
- Product color may be seen different with actual product because of printing.
- Product specs and designs may be modified without advance notice for improvement in products.



#### Standard

- Air Hose Reel
- Water Reel
- Cord Reel



#### W-series

- Air Hose Reel
- Cord Reel



#### G-series

- Air Hose Reel
- Water Reel
- High Pressured Water Hose Reel
- Oil / Grease Hose Reel



#### Z-series

- Air Hose Reel
- Water Reel
- High Pressured Water Hose Reel
- Oil / Grease Hose Reel



#### H-series

- Hand Crank Hose Reels



#### O-series

- Air Hose Reel
- Water Reel



#### Reel Box

- Easy Maintenance Type
- Boat Shape
- Round



#### SBB-series

- SBB-L-( )-W
- SBB-S-( )-W
- SBB-SS-( )-W

Standard

W-series

G-series

Z-series

H-series

O-series

Reel Box

SBB-series



# S-series

Reliability and Results. TRIENS' new redesigned standard series.

S-series



New

Frame size: Small

S-series reels are our No.1 selling reel for over 45 years. Light weight, easy to handle and convenient for restricted indoor spaces. High impact cover protects all working parts from contaminants, such as dust or dirt, and prevents hose binding and overlap. The slide-in mounting bracket allows for quick and easy installation.

- Corrosion resistant solid brass axle.
- Reel comes complete with Inlet hose or cord, and mounting bracket.

## Size Comparison



Frame Size: Medium



Frame size: Mid-Small

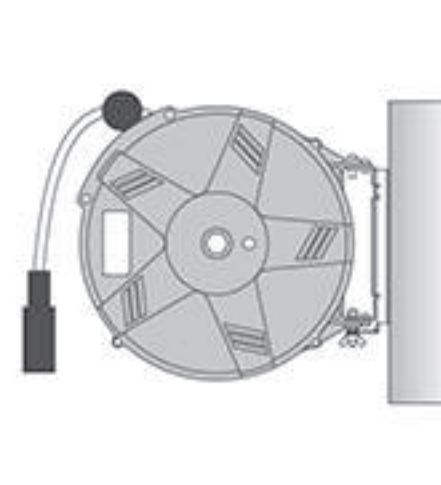
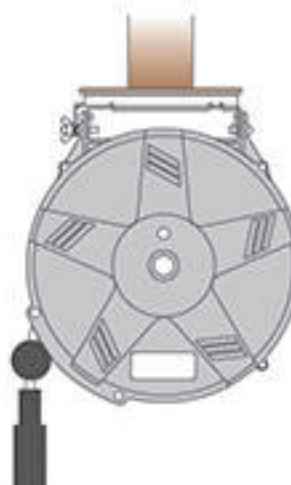


Frame size: Small

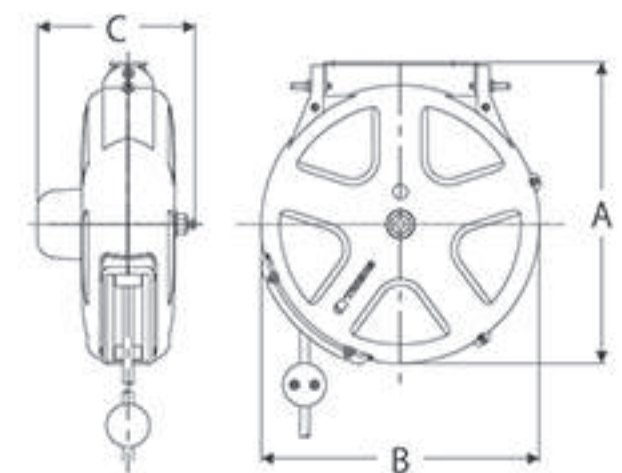
## Ceiling or Wall mount

Ceiling

Wall



## Dimensions



## Improved support strength

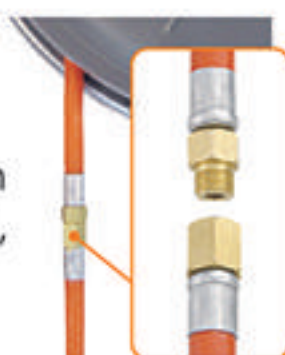
Strengthened bracket support arms more than twice as strong as previous model.



Easy

## Easy hose replacement

Easy Coupling, at the connection between outlet hose and the reel, allows for easy hose replacement.



thermostat

## Electric Cord reel - Safety Thermostat

Thermostat sensor prevents over heating of the reel. It shuts off the current when the temperature reaches 125F degrees (50°C) and restores automatically when the temperature goes down.



# S-SERIES FEATURE FOCUS



Slide-in bracket for ease of installation. Ceiling or wall mount positions are available. (Mounting base included)


\*Comes with inlet hose.

Stainless protectors are equipped to extend outer cover life.



High impact cover protects against contaminants such as dust or dirt, and prevents hose binding.

Outlet hose is replaceable with easy coupling system.



Compression style fitting for easy hose maintenance. Fitting cover is included for safety.





## Air Hose Reels



Air Hose Reels  
SHS-235A U

6.5 mm 35ft

•Re-designed model of SHR-2810.

S S Easy SUS



Air Hose Reels  
SHMW-350 U

8.0 mm 50ft New Model 2015

Easy SUS



Air Hose Reels  
SHR-350 U

8.0 mm 50ft

S M Easy SUS

Model	Outlet Hose				PSI	Inlet Hose		Dimensions (Inch[mm])			lb[kg]
	ID Inch[mm]	ft	Outlet	Hose		ft	Inlet	A	B	C	
SHS-235A U	1/4"[6.5]	35.0	NPT1/4"M	PU	203	2.6	NPT1/4"M	12-3/8"[314]	11-7/16"[290]	6"[152]	7.7[3.5]
SHMW-350 U	5/16"[8.0]	50.0	NPT1/4"M	PU	203	3.2	NPT3/8"M	14-13/32"[366]	13-1/4"[336.6]	6-1/4"[159]	9.5 [4.5]
SHR-350 U	5/16"[8.0]	50.0	NPT1/4"M	PU	203	3.2	NPT3/8"M	16-1/16" [408]	15-1/8"[384]	6-7/8"[173]	15.0[6.8]

Comes with mounting bracket and inlet hose.

## Outlet Cord Reels



Outlet Cord Reels  
SCS-340A U 125V 40ft

S S Easy SUS

Model	Electric wire standard	Outlet Cord				Power Rating	Inlet Cord		Dimensions (Inch[mm])			lb[kg]
		AWG	Wires	Outlet	ft		ft	Inlet	A	B	C	
SCS-340A U	UL/CSA	16	3	TYPE B Socket	40.0	AC125V/6A	2.6	TYPE B Plug	12-3/8"[314]	11-7/16"[290]	6"[152]	9.0[4.0]

Comes with mounting bracket.

## Water Reels



Water Hose Reels  
SWS-225A U 6.0 mm 25ft

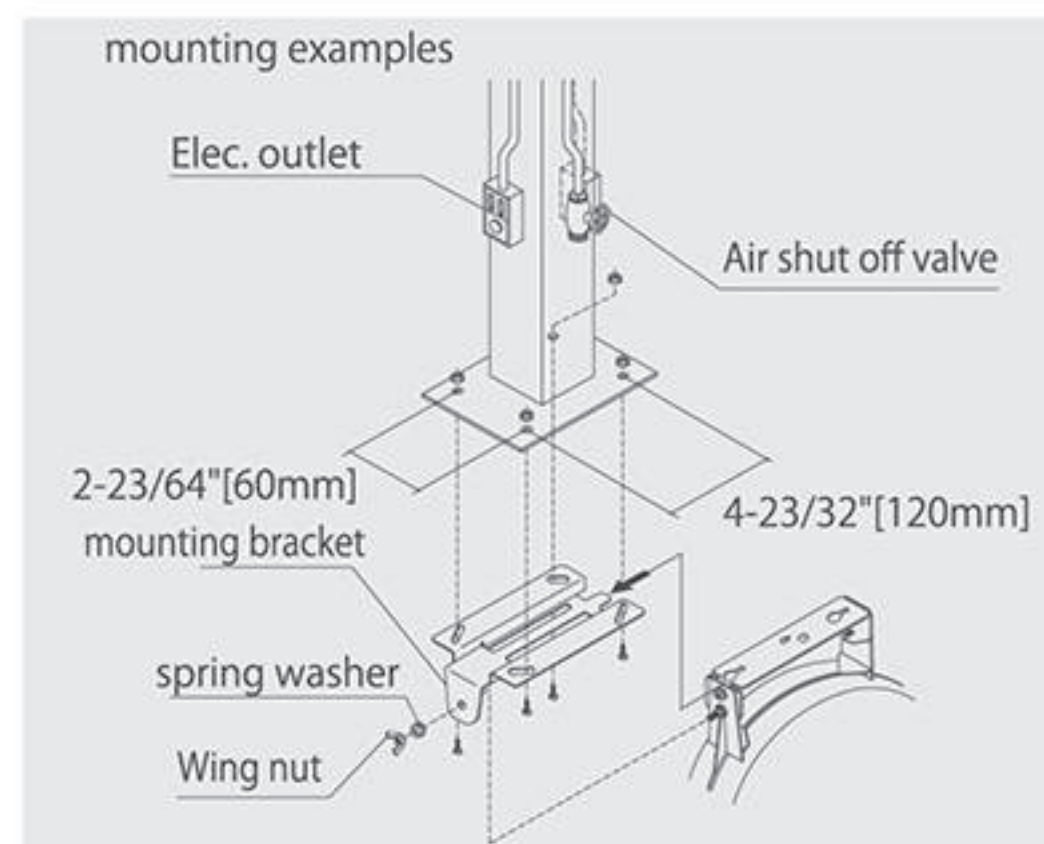
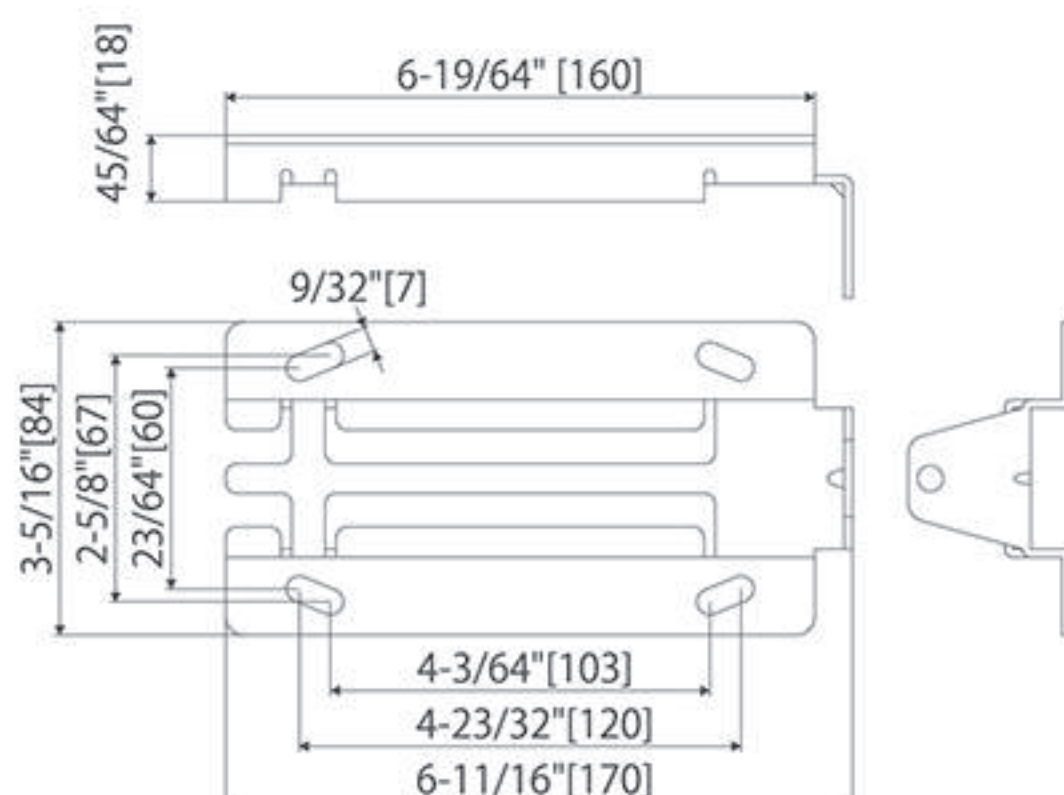
S S SUS Brake

Model	Outlet Hose				PSI	Inlet Hose		Dimensions (Inch[mm])			lb[kg]
	ID Inch[mm]	ft	Outlet	Hose		ft	Inlet	A	B	C	
SWS-225A U	6.0	25.0	NPT1/4"M	PVC	72.5	2.6	NPT1/4"M	12-3/8"[314]	11-7/16"[290]	6"[152]	7.0[3.0]

Comes with mounting bracket and inlet hose.

## mounting bracket dimensions

Inch[mm]





## TRIENS Ultra Compact



W-series reels are designed for extreme space-restricted applications. Perfect for under work bench mounting, can be mounted on ceiling or wall.

### SUS Equipped with SUS protector

Stainless Steel protector has been added at hose outlet to extend life of outside casing.



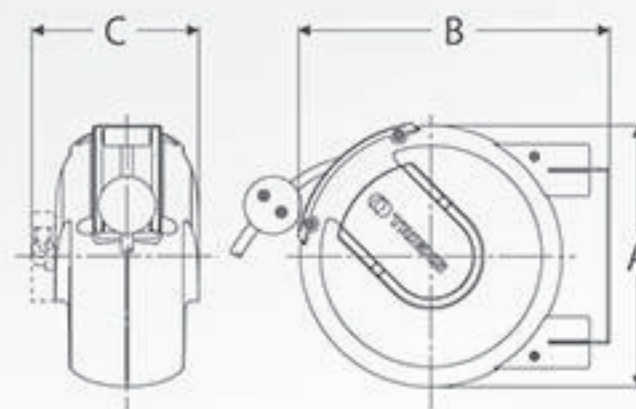
**Improved support strength**  
strengthened bracket support arms more than twice of previous model.



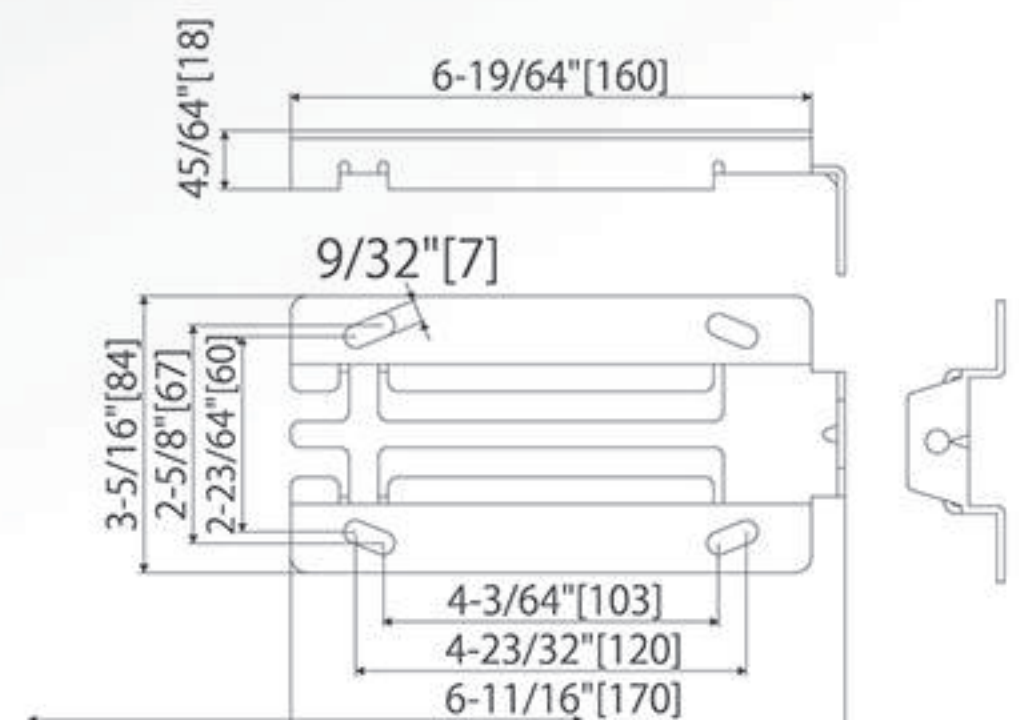
### Ceiling or Wall mount



### Dimensions



### mounting bracket dimensions Inch[mm]



## Air Hose Reels



Air Hose Reel  
**WHC-220A U**

6.5mm 20ft WC Easy SUS

Model	Hose		Outlet	Hose	PSI	Inlet Hose		Dimensions (Inch[mm])			lb[kg]
	ID Inch[mm]	ft				ft	Inlet	A	B	C	
WHC-220A U	1/4" [6.5]	22.0	NPT1/4"M	PU	203	2.6	NPT1/4"M	9"[228]	10-3/4"[272]	5-3/4"[146]	6.0[2.7]

Comes with mounting bracket and inlet hose.

## Cord Reels



Cord Reel  
**WCC-320A U**

125V 20ft WC SUS thermostat

Model	Electric wire standard	AWG	Outlet Cord			Power Rating	Inlet Cord		Dimensions (Inch[mm])			lb[kg]
			Wires	Outlet	ft		ft	Inlet	A	B	C	
SCS-340A U	UL/CSA	16	3	TYPE B Socket	20.0	AC125V/6A	2.6	TYPE B Plug	9"[228]	10-3/4"[272]	5-3/4"[146]	6.2[2.8]

Comes with mounting bracket.

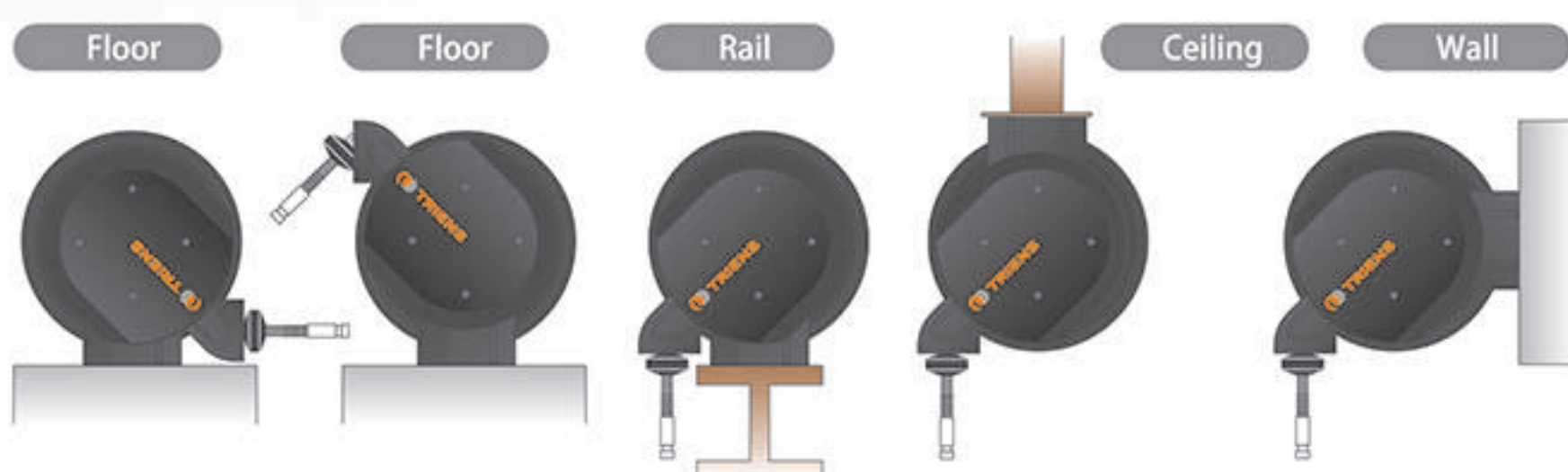


# G-series

G-series reels are designed to cover various heavy duty applications, from short to longer hose length. Dual pedestals hold the reel and reduce body vibration. Ideal for truck mounting applications. Reel drum is expandable to hold longer hoses for where extra length is needed. Guide arm is adjustable for multiple position and be able to install wall, ceiling and floor mount.

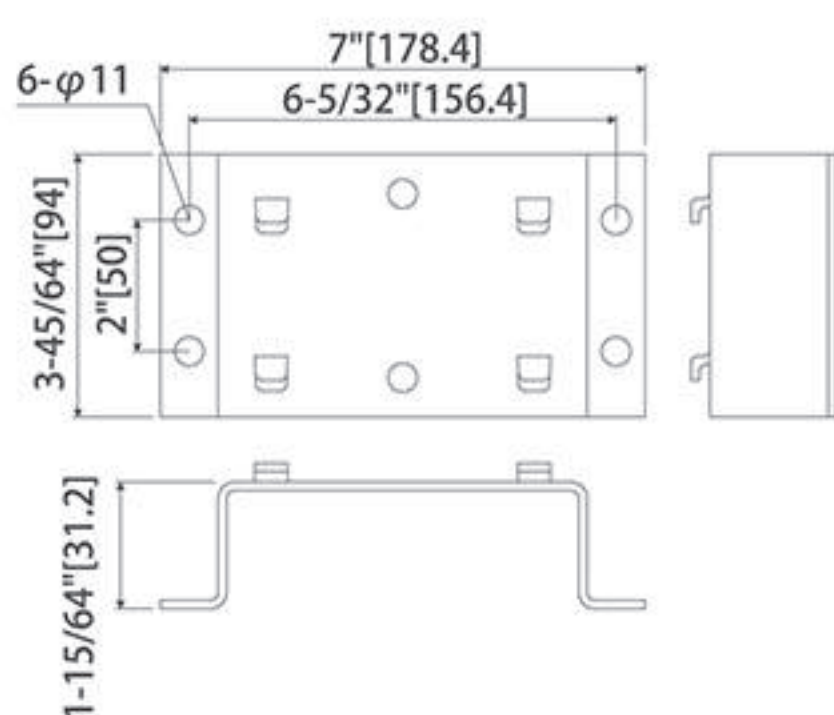


Reel can be adjusted 5 different positions.

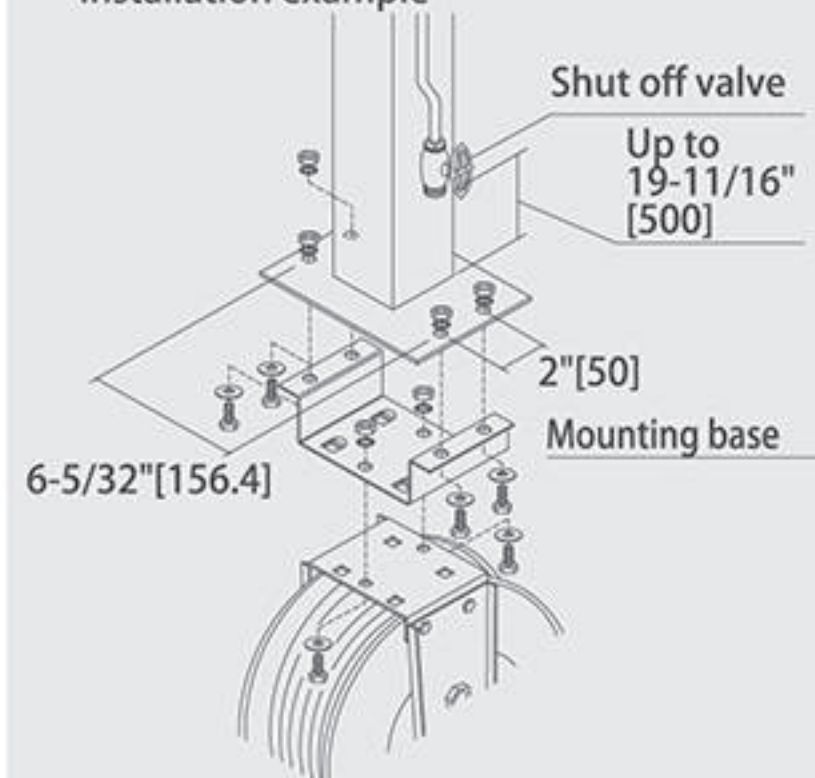


Mounting bracket dimensions

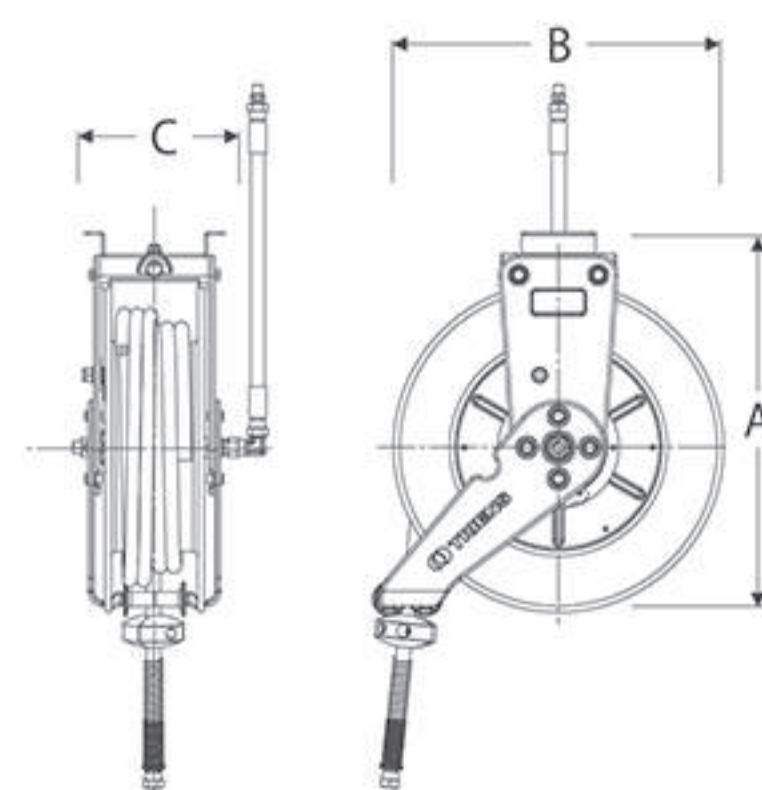
Inch[mm]



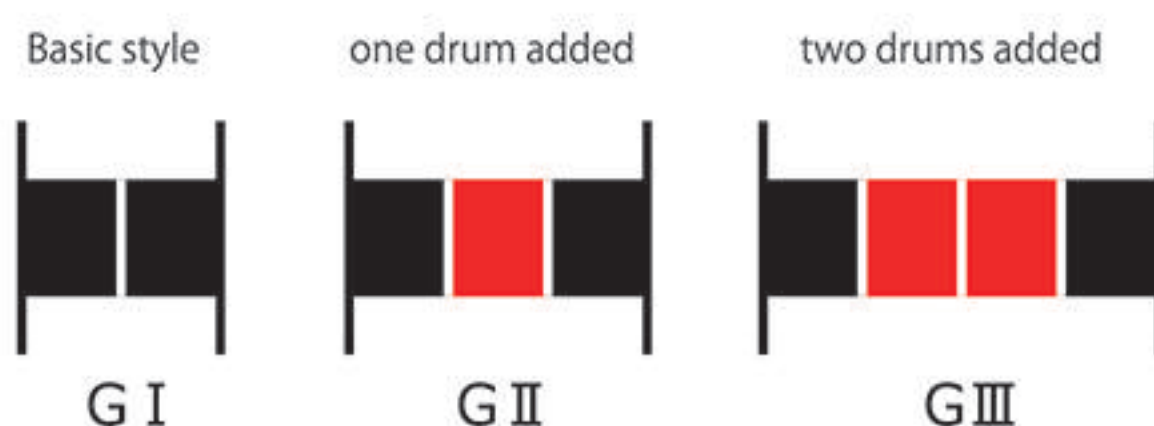
Installation example



## Dimensions



Reel drum is expandable for longer application



※ II and III are special order only  
Please consult with factory for detail



## Air Hose Reels



	Model	Outlet Hose				PSI	Inlet Hose		Dimensions Inch [mm]			lb [kg]
		Inch [mm]"	ft	Outlet	Hose		ft	Inlet	A	B	C	
GS	GSIA-350DU	3/8" [10.0]	50	NPT3/8" M	PVC	203	3.2	NPT3/8" M	18-1/8" [461]	17-5/8" [447]	9-3/4" [245]	28.6 [13.0]
GS	GSIA-435DU	1/2" [13.0]	35	NPT1/2" M	PVC	203	3.2	NPT1/2" M	18-1/8" [461]	17-5/8" [447]	9-3/4" [245]	28.6 [13.0]
GM	GMIA-365DU	3/8" [10.0]	65	NPT3/8" M	PVC	203	3.2	NPT3/8" M	22-3/8" [566]	21-3/4" [551]	9-3/4" [245]	37.2 [16.9]
GM	GMIA-385DU	3/8" [10.0]	85	NPT3/8" M	PVC	203	3.2	NPT3/8" M	22-3/8" [566]	21-3/4" [551]	9-3/4" [245]	38.3 [17.4]
GM	GMIA-450DU	1/2" [13.0]	50	NPT1/2" M	PVC	203	3.2	NPT1/2" M	22-3/8" [566]	21-3/4" [551]	9-3/4" [245]	39.2 [17.8]
GM	GMIA-465DU	1/2" [13.0]	65	NPT1/2" M	PVC	203	3.2	NPT1/2" M	22-3/8" [566]	21-3/4" [551]	9-3/4" [245]	41.4 [18.8]
GL	GLIA-4115DU	1/2" [13.0]	115	NPT1/2" M	PVC	203	3.2	NPT1/2" M	26-1/4" [666]	25-5/8" [650]	10-27/32" [275]	74.2[33.7]
GL	GLIA-650DU	3/4" [19.0]	50	NPT3/4" M	PVC	203	3.2	NPT3/4" M	26-1/4" [666]	25-5/8" [650]	10-27/32" [275]	-

Comes with inlet hose ,nipple and mounting base set.

## Water Hose Reels



	Model	Outlet Hose				PSI	Inlet Hose		Dimensions Inch [mm]			lb [kg]
		Inch [mm]"	ft	Outlet	Hose		ft	Inlet	A	B	C	
GS	GSIW-435DU	1/2" [13.0]	35	GHT3/4" M	PVC	72.5	3.2	GHT3/4" M	18-1/8" [461]	17-5/8" [447]	9-3/4" [245]	28.6 [13.0]
GM	GMIW-465DU	1/2" [13.0]	65	GHT3/4" M	PVC	72.5	3.2	GHT3/4" M	22-3/8" [566]	21-3/4" [551]	9-3/4" [245]	41.4 [18.8]
GL	GLIW-4115DU	1/2" [13.0]	115	GHT3/4" M	PVC	72.5	3.2	GHT3/4" M	26-1/4" [666]	25-5/8" [650]	10-27/32" [275]	74.2[33.7]

Comes with inlet hose ,nipple and mounting base set.

## Oil Hose Reels



	Model	Outlet Hose				PSI	Inlet Hose		Dimensions Inch [mm]			lb [kg]
		Inch [mm]"	ft	Outlet	Hose		ft	Inlet	A	B	C	
GS	GSIO-340DU	3/8" [9.5]	40	NPT3/8" M	Single braid	2030	3.2	NPT3/8" M	18-1/8" [461]	17-5/8" [447]	9-3/4" [245]	37.0 [16.5]
GS	GSIO-435DU	1/2" [12.5]	35	NPT1/2" M	Single braid	2030	3.2	NPT1/2" M	18-1/8" [461]	17-5/8" [447]	9-3/4" [245]	37.0 [16.5]
GM	GMIO-350DU	3/8" [9.5]	50	NPT3/8" M	Single braid	2030	3.2	NPT3/8" M	22-3/8" [566]	21-3/4" [551]	9-3/4" [245]	45.8 [20.8]
GM	GMIO-365DU	3/8" [9.5]	65	NPT3/8" M	Single braid	2030	3.2	NPT3/8" M	22-3/8" [566]	21-3/4" [551]	9-3/4" [245]	49.3 [22.4]
GM	GMIO-450DU	1/2" [12.5]	50	NPT1/2" M	Single braid	2030	3.2	NPT1/2" M	22-3/8" [566]	21-3/4" [551]	9-3/4" [245]	49.3 [22.4]
GL	GLIO-480DU	1/2" [13.0]	80	NPT1/2" M	Single braid	2030	3.2	NPT 1/2" M	26-1/4" [666]	25-5/8" [650]	10-27/32" [275]	-
GL	GLIO-635DU	3/4" [19.0]	35	NPT3/4" M	Single braid	2030	3.2	NPT 3/4" M	26-1/4" [666]	25-5/8" [650]	10-27/32" [275]	-

Comes with inlet hose ,nipple and mounting base set.

## Grease Hose Reels



	Model	Outlet Hose				PSI	Inlet Hose		Dimensions Inch [mm]			lb [kg]
		Inch [mm]"	ft	Outlet	Hose		ft	Inlet	A	B	C	
GS	GSIG-240DU	1/4" [6.3]	40	NPT1/4" M	Double braid	4060	3.2	NPT1/4" M	18-1/8" [461]	17-5/8" [447]	9-3/4" [245]	37.0 [16.5]
GS	GSIG-335DU	3/8" [9.5]	35	NPT3/8" M	Double braid	4060	3.2	NPT3/8" M	18-1/8" [461]	17-5/8" [447]	9-3/4" [245]	37.0 [16.5]
GM	GMIG-250DU	1/4" [6.3]	50	NPT1/4" M	Double braid	4060	3.2	NPT1/4" M	22-3/8" [566]	21-3/4" [551]	9-3/4" [245]	45.8 [20.8]
GM	GMIG-265DU	1/4" [6.3]	65	NPT1/4" M	Double braid	4060	3.2	NPT1/4" M	22-3/8" [566]	21-3/4" [551]	9-3/4" [245]	49.5 [22.5]
GM	GMIG-350DU	3/8" [9.5]	50	NPT3/8" M	Double braid	4060	3.2	NPT3/8" M	22-3/8" [566]	21-3/4" [551]	9-3/4" [245]	52.4 [23.8]

Comes with inlet hose ,nipple and mounting base set.

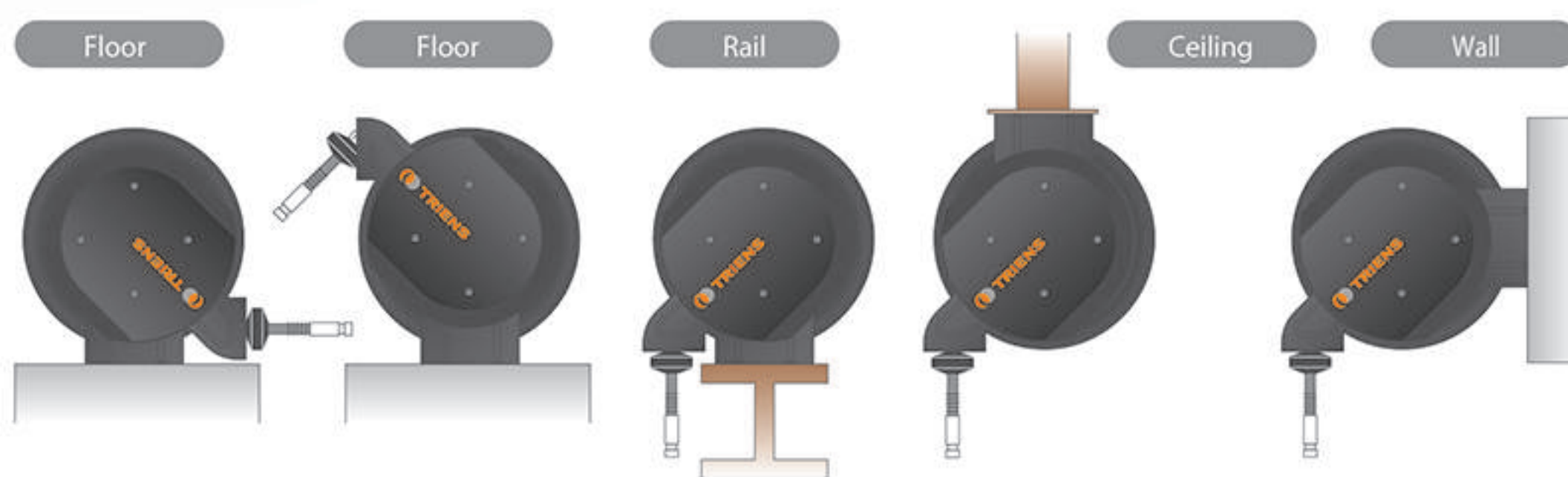


# Z-series

Z series reels are designed for a wide range of applications. Basic reel can be used for air and water. Oil and grease model is also available. Every model is manufactured with finest quality components, and ideal for automotive repair applications.

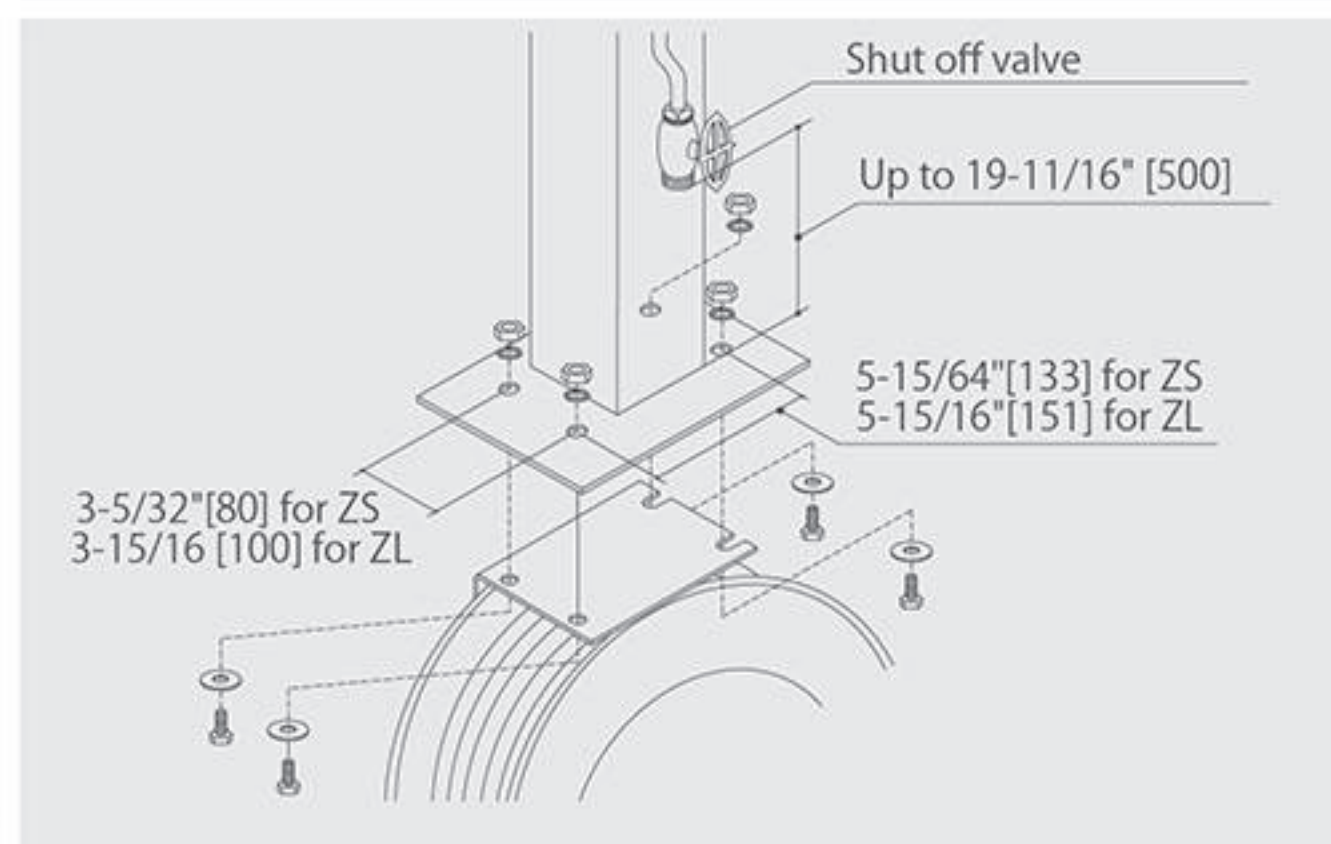


Reel can be adjusted 5 different positions

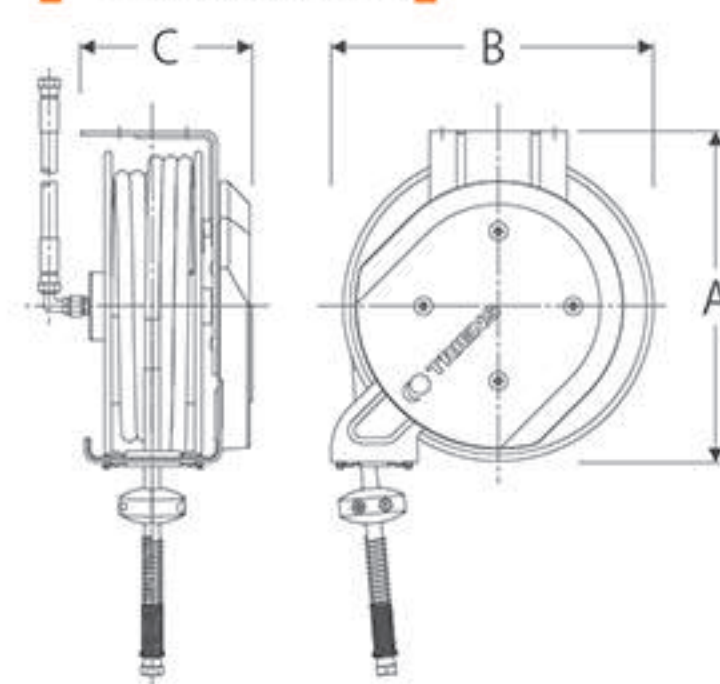


Mounting example

Inch[mm]



Dimensions



Optional paint (Special Order)



Light gray

Orange



## Air Hose Reels



Air Hose Reels  
**ZLA-465D U** 13.0 mm **65ft**  
**Z L**



Air Hose Reels  
**ZSA-350D U** 10.0 mm **50ft**  
**Z S**

Air Hose Reels  
**ZSA-435D U** 13.0 mm **35ft**



Special Order Color  
Light Gray  
Model : ZLA-465L U , ZSA-350L U , ZSA-435L U

Model	Outlet Hose		PSI	Inlet Hose		Dimensions (Inch [mm])			lb [kg]
	ID Inch[mm]	ft		Outlet	Hose	A	B	C	
ZLA-465D U	1/2"[13.0]	65.0	203	NPT1/2"M	PVC	21-1/4" [540]	20-5/16" [516]	9-7/8" [250]	55.5 [25.2]
ZSA-350D U	3/8"[10.0]	50.0	203	NPT3/8"M	PVC	15-7/16" [392]	15" [380]	9-7/8" [250]	37.2 [16.9]
ZSA-435D U	1/2"[13.0]	35.0	203	NPT1/2"M	PVC	15-7/16" [392]	15" [380]	9-7/8" [250]	37.2 [16.9]

## Water Hose Reels



Water Hose Reels  
**ZLW-465D U** 13.0 mm **65ft**  
**Z L**



Water Hose Reels  
**ZSW-435D U** 13.0 mm **35ft**  
**Z S**



Special Order Color  
Light Gray  
Model : ZLW-465L U , ZSW-435L U

Model	Outlet Hose		PSI	Inlet Hose		Dimensions (Inch [mm])			lb [kg]
	ID Inch[mm]	ft		Outlet	Hose	A	B	C	
ZLW-465D U	1/2"[13.0]	65.0	72.5	GHT 3/4"M	PVC	21-1/4" [540]	20-5/16" [516]	9-7/8" [250]	55.5 [25.2]
ZSW-435D U	1/2"[13.0]	35.0	72.5	GHT 3/4"M	PVC	15-7/16" [392]	15" [380]	9-7/8" [250]	37.2 [16.9]

## Oil Hose Reels



Oil Hose Reels  
**ZLO-365D U** 9.5 mm **65ft**  
**Z L**



Special Order Color  
Light Gray  
Model : ZLO-365L U / ZLO-450L U , ZSO-330L U

Oil Hose Reels  
**ZLO-450D U** 12.5 mm **50ft**



Oil Hose Reels  
**ZSO-330D U** 9.5 mm **30ft**  
**Z S**

Model	Outlet Hose		PSI	Inlet Hose		Dimensions (Inch [mm])			lb [kg]
	ID Inch[mm]	ft		Outlet	Hose	A	B	C	
ZLO-365D U	3/8"[9.5]	65.0	2030	NPT3/8"M	Single braid	21-1/4" [540]	20-5/16" [516]	9-7/8" [250]	62.3 [28.3]
ZLO-450D U	1/2"[12.5]	50.0	2030	NPT1/2"M	Single braid	21-1/4" [540]	20-5/16" [516]	9-7/8" [250]	61.0 [27.7]
ZSO-330D U	3/8"[9.5]	30.0	2030	NPT3/8"M	Single braid	15-7/16" [392]	15" [380]	9-7/8" [250]	40.5 [18.4]

## Grease Hose Reels



Grease Hose Reels  
**ZLG-350D U** 9.5 mm **50ft**  
**Z L**



Special Order Color  
Light Gray  
Model : ZLG-350L U , ZLG-265L U , ZSG-225L U

Grease Hose Reels  
**ZLG-265D U** 6.3 mm **65ft**




Grease Hose Reels  
**ZSG-225D U** 6.3 mm **25ft**  
**Z S**

Model	Outlet Hose		PSI	Inlet Hose		Dimensions (Inch [mm])			lb [kg]
	ID Inch[mm]	ft		Outlet	Hose	A	B	C	
ZLG-350D U	3/8"[9.5]	50.0	4060	NPT3/8"M	Double braid	21-1/4" [540]	20-5/16" [516]	9-7/8" [250]	65.2 [29.6]
ZLG-265D U	1/4"[6.3]	65.0	4060	NPT1/4"M	Double braid	21-1/4" [540]	20-5/16" [516]	9-7/8" [250]	62.6 [28.4]
ZSG-225D U	1/4"[6.3]	25.0	4060	NPT1/4"M	Double braid	15-7/16" [392]	15" [380]	9-7/8" [250]	39.4 [17.9]




## Hand Crank Hose Reels Series




HS4-200 Triangle Base

- H-series reels are Steel constructed heavy duty hand crank reels for industrial application.
- HT12-50 is designed to handle extra large diameter hose for high volume fluid. It holds 50ft of 1-1/2" hose. Great for bulk fluid handling, water trucks or other industrial applications.
- Full-flow hollowed shaft allows for constant flow at all times.
- Dual bearing for smooth handling.
- Hand adjustable drag brake to prevent backrush.
- Heavy duty lock pin to prevent spool rotation when not in use.



HS4-200, HS4-325 (Square Base)

### Features



- ① Opened drum & low profile riser for smooth easy hose wrapping and storage.
- ② Crank handle and swivel are interchangeable to the either side. Great for restricted space.
- ③ Drum locking pin is movable to the other corner of the frame.



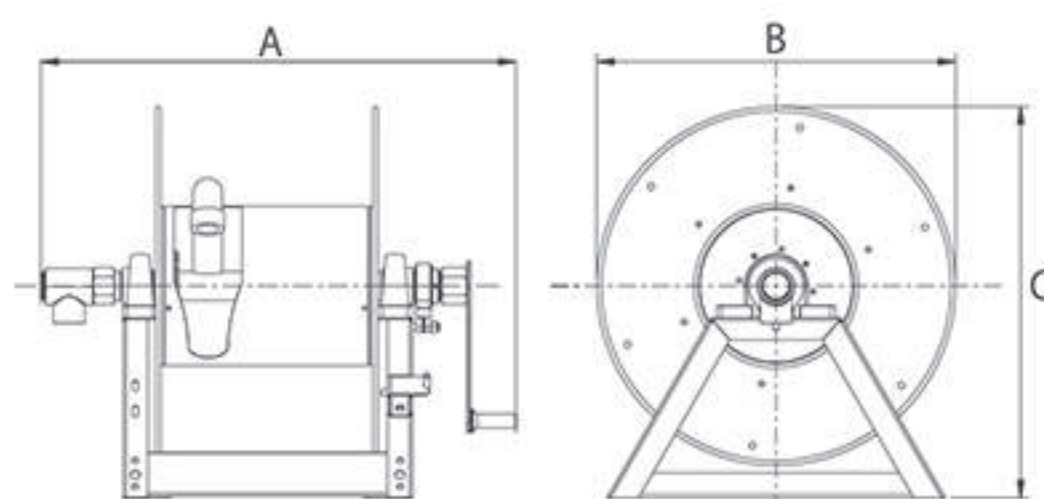
Black color is available (special order)

### Drag Brake

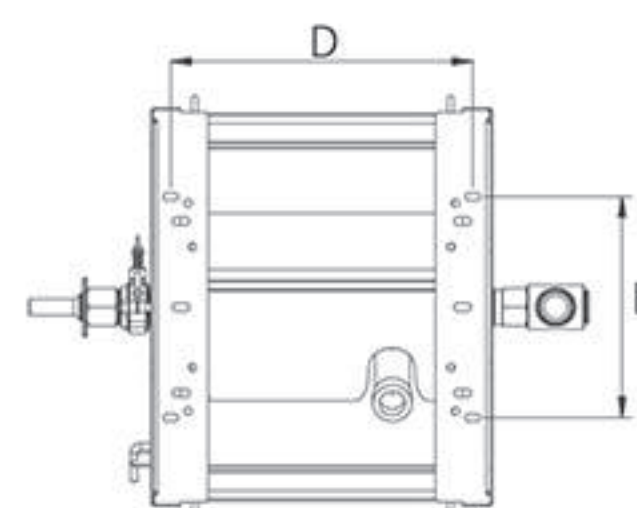


Hand adjustable drag brake to prevent backlash.

### Dimensions



### Mounting bracket dimensions




## HAND CRANK HOSE REELS

Model	Outlet Hose Capacity			Inlet Swivel	Outlet	PSI	Dimensions (inch [mm])					lb [kg]
	I.D.	O.D.	ft				A	B	C	D	E	
HT4-200	1/2"	.790"	200	NPT 1/2" F	NPT 1/2" F	3000	27-1/8" [691]	16-1/4" [420]	18" [457]	17-1/2" [445]	12-19/64" [312]	46 [20.8]
HS4-200	1/2"	.790"	200	NPT 1/2" F	NPT 1/2" F	3000	27-1/8" [691]	16-1/4" [420]	18" [457]	17-1/2" [445]	12-19/64" [312]	95 [43.0]
HT4-325	1/2"	.790"	325	NPT 1/2" F	NPT 1/2" F	3000	35-3/16" [894]	16-1/4" [420]	18" [457]	25-29/64" [647]	12-19/64" [312]	41 [18.7]
HS4-325	1/2"	.790"	325	NPT 1/2" F	NPT 1/2" F	3000	35-3/16" [894]	16-1/4" [420]	18" [457]	25-29/64" [647]	12-19/64" [312]	82 [37.0]
HT12-50	1-1/2"	2.04"	50	NPT 1-1/2" F	NPT 1-1/2" F	600	32-1/4" [820]	24-1/2" [620]	26-3/8" [671]	17-1/2" [445]	12-3/4" [323]	-

All hand crank reels come less hose.



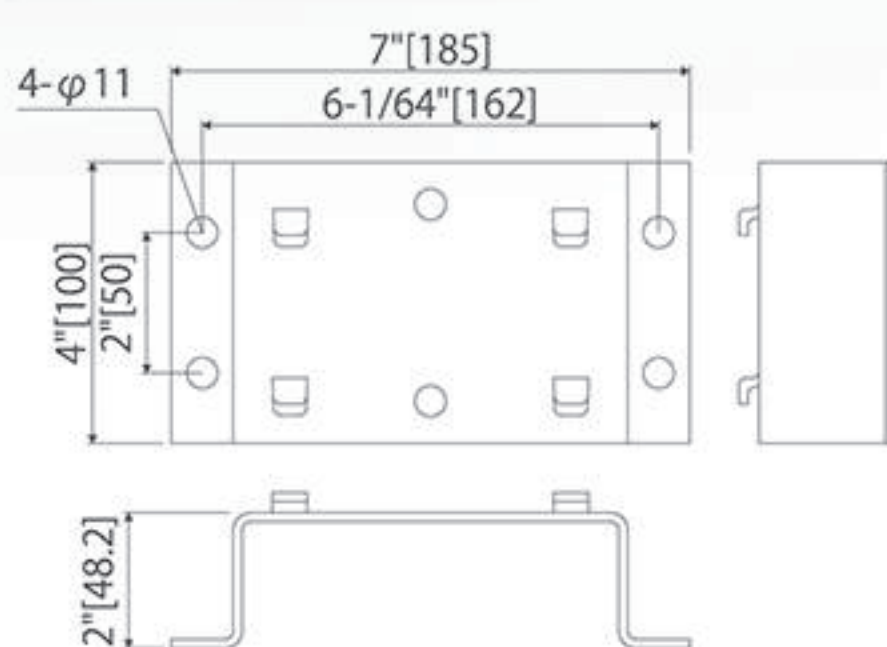
Maximum flow, light weight.



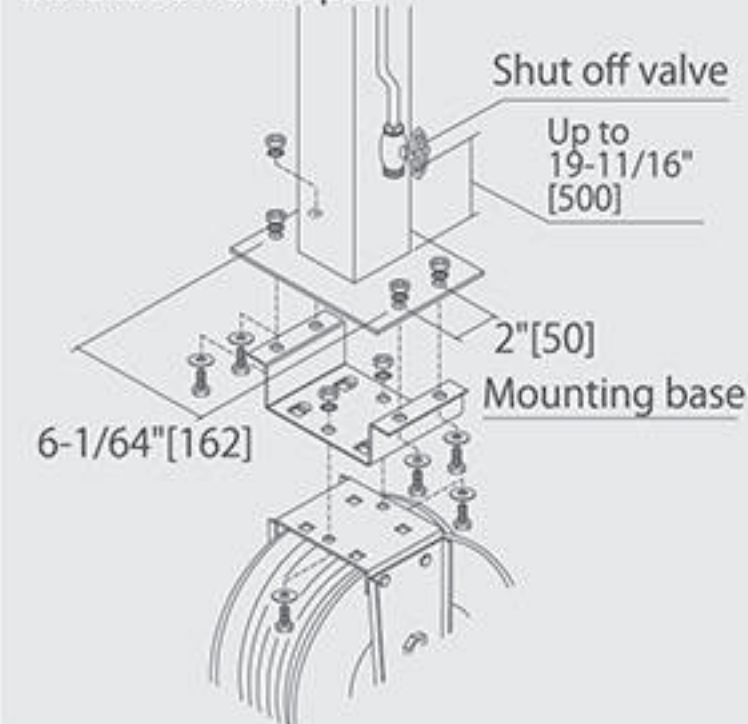
O-series reels have maximum flow capacity, compact body and light weight with durable components. High impact plastic drum with steel support arms and solid brass axle make this reel the #1 choice of customers where maximum flow is required.

Mounting bracket dimensions

Inch[mm]



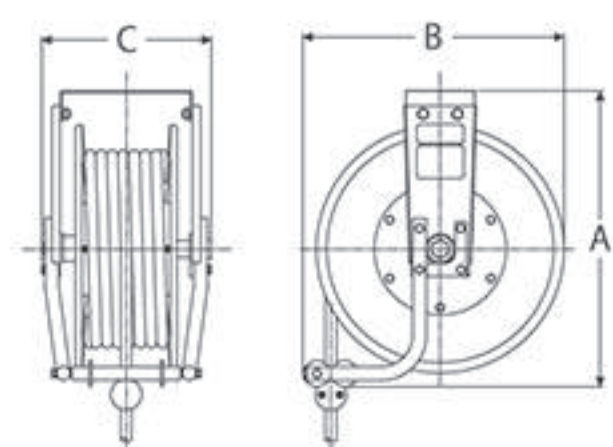
Installation example



## 3 ways of mounting



## Dimensions



## Air Hose Reels/Water Hose Reels



### Air Hose Reels SHR-450P U

•TRIENS signature series poly urethane braid hose.



### Water Hose Reels SWR-450P U



Model	Outlet Hose		PSI	Inlet Hose		Dimensions(mm [inch])			lb [kg]
	ID Inch[mm]	ft		Outlet	Hose	A	B	C	
SHR-450P U	7/16"[11.0]	50.0	203	NPT1/2"M	PU	17"[430]	15"[380]	10"[256]	26.4[12.0]
SWR-450P U	1/2"[13.0]	50.0	72.5	GHT 3/4"M	PVC	17"[430]	15"[380]	10"[256]	30.5[13.8]



# Reel BOX LUMI-PACK

Multiple reel storage cabinets



- Reel combinations can be mixed or matched to meet your requirements.
- Excellent for corporate logo placement.

## Special order only

※lights, switch box, and logo are all options.

## Customizing available

From 2 up to 5 reels can be stored.

LUMI-PACK compatible reels:

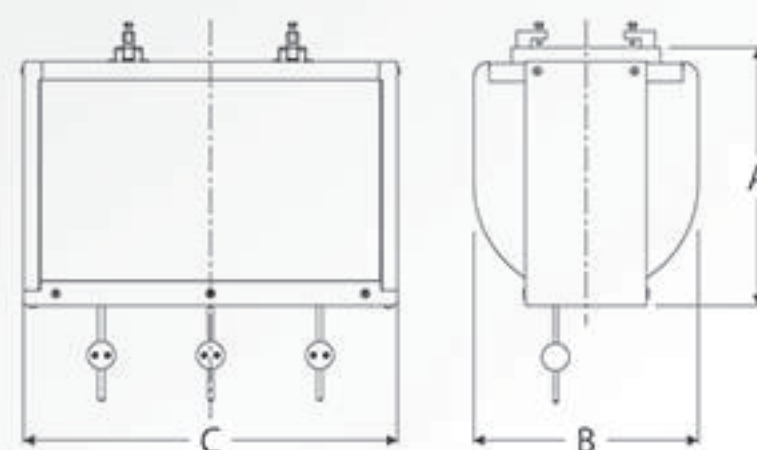


## custom paint option



can be customized color, logo for each customer.

## Dimensions



Reel BOX  
SBN-3\*

3 unit

Reel BOX  
SBN-2\*

2 unit



Removable cover for easy maintenance and reel exchange.



Reel BOX  
SB-3P\*

3 unit

•A clean design with a white metal cover.



Reel BOX  
SB-2P\*

2 unit

•A clean design with a white metal cover.



Reel BOX  
SB-3\*

3 unit

•Provides an eye-catching visual impact for the workplace.

Reel BOX  
SB-3L\*

3 unit

•Available with illumination kit.



Reel BOX  
SB-2\*

2 unit

•Provides an eye-catching visual impact for the workplace.

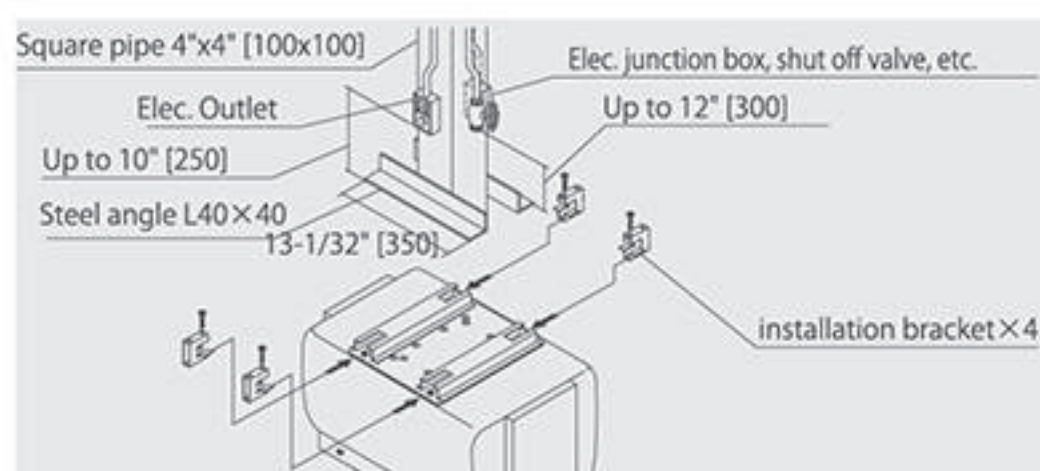
Reel BOX  
SB-2L\*

2 unit

•Available with illumination kit.

## Installation example

Inch [mm]



model	# of reels	Dimensions(mm [inch])			lb [kg]
		A	B	C	
SBN-2	2	17" [430]	14-1/2" [370]	17-5/16" [440]	20.9 [9.5]
SBN-3	3	17" [430]	14-1/2" [370]	24-1/2" [621]	26.4 [12.0]
SB-2	2	17-1/4" [437]	20-11/16" [525]	28-1/2" [725]	27.1 [12.3]
SB-3	3	17-1/4" [437]	20-11/16" [525]	34-3/16" [868]	32.2 [14.6]
SB-2L	2	17-1/4" [437]	20-11/16" [525]	28-1/2" [725]	34.8 [15.8]
SB-3L	3	17-1/4" [437]	20-11/16" [525]	34-3/16" [868]	41.2 [18.7]
SB-2P	2	15" [380]	14-1/2" [370]	15-5/32" [385]	19.8 [9.0]
SB-3P	3	15" [380]	14-1/2" [370]	22-1/4" [565]	26.7 [12.1]
SB-4P	4	15" [380]	14-1/2" [370]	29-5/16" [745]	32.8 [14.9]



# SBB-series



SBB reel box stores multiple reels to meet customer's requirements.

It can hold S, O, Z and G series reels. Great for corporate logo placement.

Number of reels can be customizable.

Reel BOX SBB-L

## Custom logo option



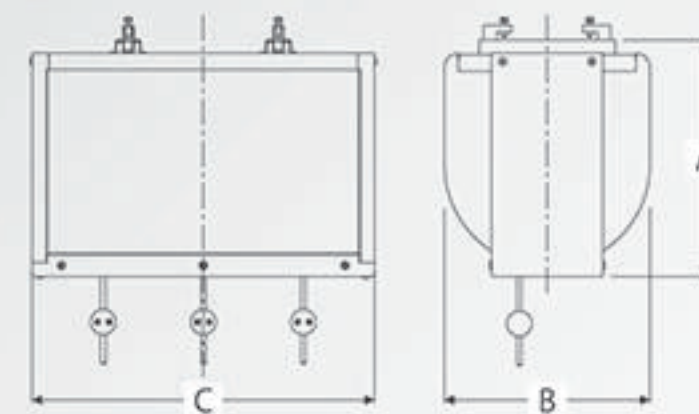
Can be customized logo for each customer. Provides eye-catching visual impact for the workplace.

## Special order only

※Inside reel, switch box and logo mark are optional.

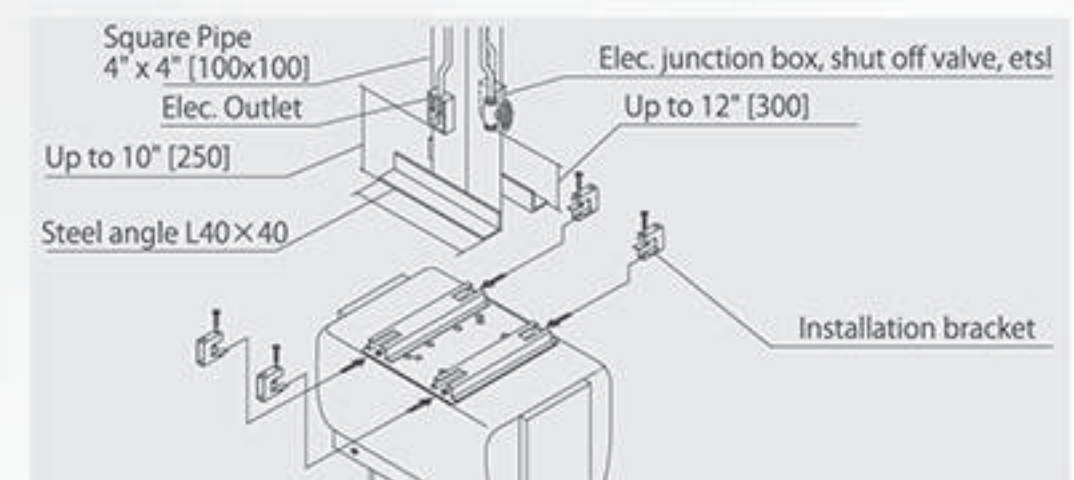
## Large and Medium type reels available

## Dimensions



## Installation example

Inch [mm]



## Model description

SBB-L-( ) W

Type of reel box      Number of reels



Reel BOX  
SBB-L-( ) W



•Detachable cover structure makes it easier for maintenance and reel replacement.

Model	# of reels	Dimensions (Inch [mm])			lb [kg]
		A	B	C	
SBB-L-2 W	2	27-9/32" [693]	22" [560]	27-5/8" [702]	52.9 [24]
SBB-L-3 W	3	27-9/32" [693]	22" [560]	39-7/16" [1002]	76 [34.5]
SBB-L-4 W	4	27-9/32" [693]	22" [560]	51-1/4" [1302]	99.1 [45.0]
SBB-L-5 W	5	27-9/32" [693]	22" [560]	63-1/16" [1602]	122.2 [55.5]
SBB-L-6 W	6	27-9/32" [693]	22" [560]	74-7/8" [1902]	145.3 [66.0]

[Accessory] Installation bracket Screw for bracket

※Weight shown is just for box, not including inside reels.

Reel BOX SBB-S



Reel BOX  
SBB-S-( ) W



•Detachable cover structure makes it easier for maintenance and reel replacement.

Model	# of reels	Dimensions (Inch [mm])			lb [kg]
		A	B	C	
SBB-S-2 W	2	21-7/32" [539]	17-27/32" [453]	27-5/8" [702]	46.0 [20.9]
SBB-S-3 W	3	21-7/32" [539]	17-27/32" [453]	39-7/16" [1002]	66.7 [30.3]
SBB-S-4 W	4	21-7/32" [539]	17-27/32" [453]	51-1/4" [1302]	87.4 [39.7]
SBB-S-5 W	5	21-7/32" [539]	17-27/32" [453]	63-1/16" [1602]	108.3 [49.2]
SBB-S-6 W	6	21-7/32" [539]	17-27/32" [453]	74-7/8" [1902]	129.0 [58.6]

[Accessory] Installation bracket Screw for bracket

※Weight shown is just for box, not including inside reels.

Reel BOX SBB-SS



Reel BOX  
SBB-SS-( ) W



•Detachable cover structure makes it easier for maintenance and reel replacement.

Model	# of reels	Dimensions (Inch [mm])			lb [kg]
		A	B	C	
SBB-SS-2 W	2	15-11/16" [398]	14" [355]	18-19/32" [472]	18.7 [8.5]
SBB-SS-3 W	3	15-11/16" [398]	14" [355]	25-7/8" [657]	20.5 [9.3]
SBB-SS-4 W	4	15-11/16" [398]	14" [355]	33-5/32" [842]	22.5 [10.2]

[Accessory] Installation bracket Screw for bracket

※Weight shown is just for box, not including inside reels.





# Manufacturing Site





# Exhibitions&TRIENS Products Installation Example





# Product Warranty

## 1. Warranty Information

Equipment manufactured by TRIENS America, Inc., / Sankyo Reels is warranted against defects for a period of two years from the date of the initial purchase, except hose. If under normal use and wear, a product is proven defective to TRIENS' s satisfaction, TRIENS will at its sole discretion, repair or replace the defective product. No warranty shall be made for products used for purposes other than those intended. We further disclaim any liability, with exception to previously mentioned replacement, for damages that might arise from the use or installation of TRIENS equipment or products.

See hose warranty below.

## 2. Statement of Hose Application

Hose Warranty: 1 year

TRIENS does not manufacture any hose. All hose supplied by TRIENS is recommended for use properly with TRIENS reels. TRIENS assumes no responsibility for any other application or use.

A connection between source and reel inlet swivel must be a flexible connection.

Non-flexible connection will invalid our warranty.

## 3. Terms

Net 30 days, service charge 1-1/2% on past due accounts

## 4. Freight

F.O.B. Tempe, AZ 85281

Our responsibility ceases upon delivery to common carrier.

Consignee must file claim for shortage and damaged freight with the carrier.

## 5. Return Policy

No material will be accepted for return without authorization by TRIENS.

Materials must be returned prepaid, 20% restocking fee will be applied.

Special orders are not returnable.



# Company Profile

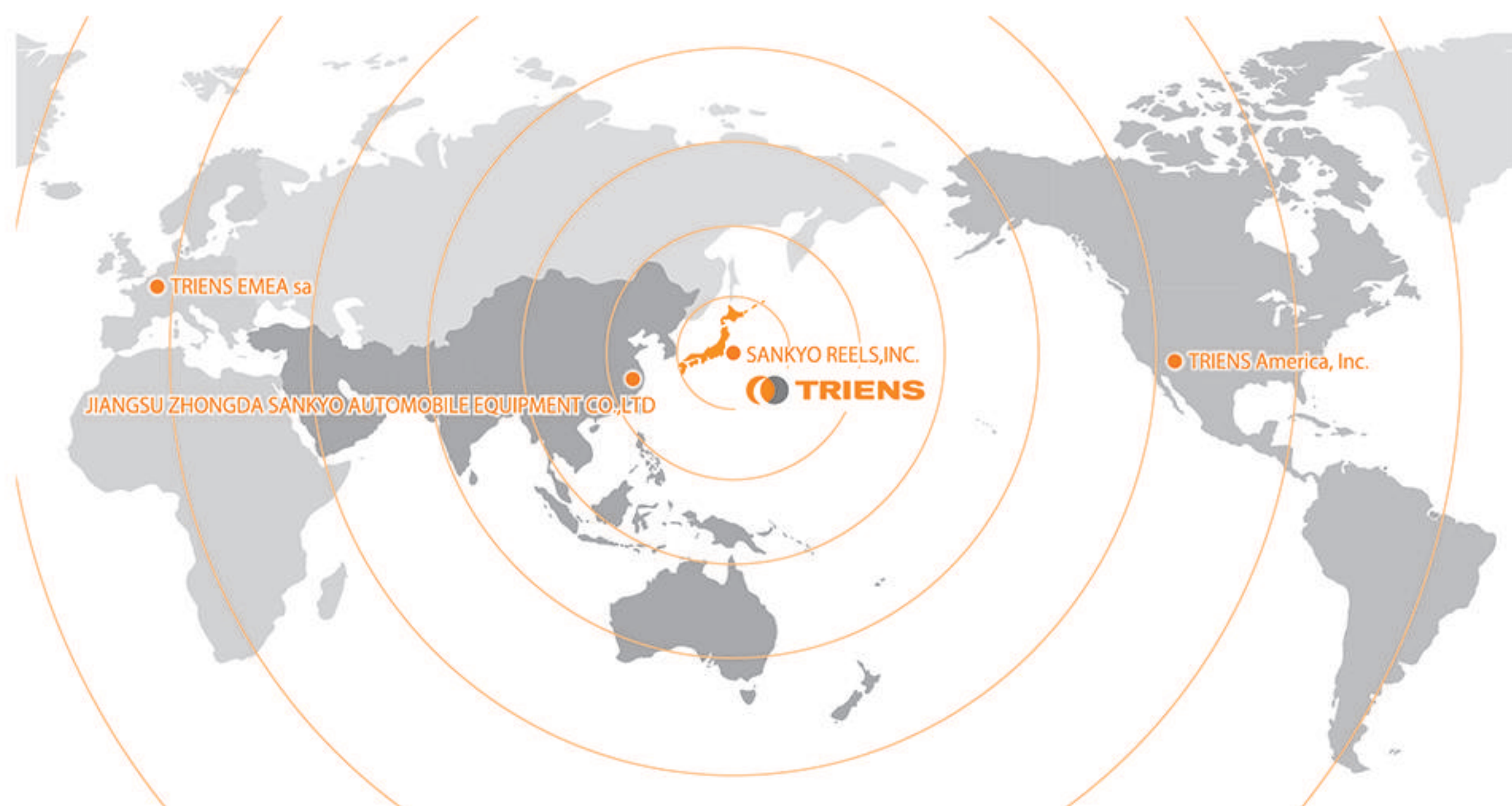
Company Name TRIENS AMERICA, Inc.

Address P.O. Box 47310  
Phoenix, AZ 85068

Phone: 480-219-6931

Fax: 480-219-7294

## Branch locations



### SANKYO REELS, INC.

Worldwide Headquarters  
Sanno-cho 279-4, Inage-ku, Chiba 263-0002 Japan  
Phone: +81-43-421-5551 Fax: +81-43-421-5553  
URL: <http://www.triens.jp/>



### TRIENS EMEA sa

Rue de Jodoigne, 22A BE - 1367 HUPPAYE - BELGIUM  
TEL. +32 10 88 13 73 FAX. +32 4 290 06 18  
URL: <http://www.triens.eu/>



### SANKYO REELS, INC. USA

P.O. Box 47310 Phoenix, AZ 85068  
TEL: +1 480-219-6931 Fax: +1 480-219-7294  
URL: <http://www.triens.us/>



### JIANGSU ZHONGDA SANKYO AUTOMOBILE EQUIPMENT CO.,

88# Building Xinyuan Road Yancheng Economic Development Zone,  
Jiangsu Province, P.C 224007, CHINA  
TEL. +86-515-88286100 FAX. +86-515-88285432  
URL: <http://www.triens.cn/>





## WINDING THE GLOBE

<http://www.triens.us>

Global website:

<http://www.triens.co.jp>



**TRIENS America, INC.**

PO Box 47310  
Phoenix, AZ 85068  
Phone: 480-219-6931  
Fax: 480-219-7294  
[mail@triens.us](mailto:mail@triens.us)

2015.09.15 500